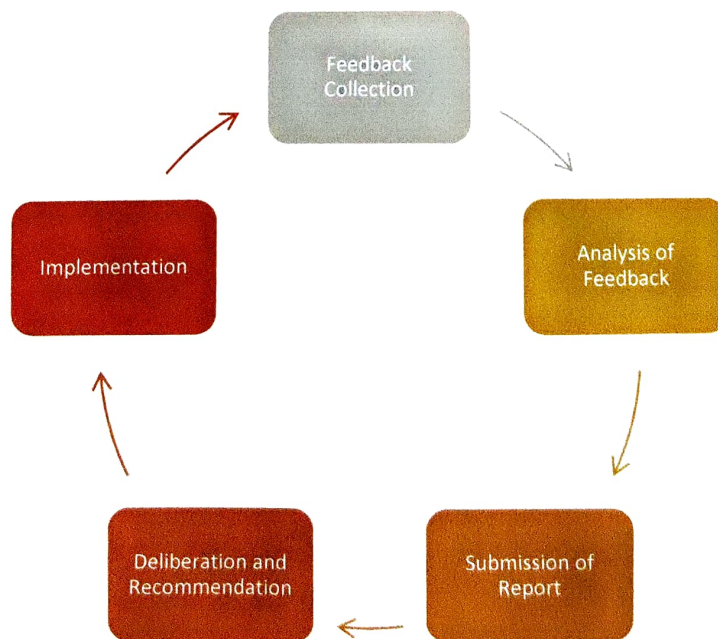


GOPABANDHU SCIENCE COLLEGE
ATHGARH, CUTTACK
FEEDBACK REPORT ANALYSIS 2017-18

Gopabandhu Science College is a premier educational institute of Athgarh Sub-division. Founded by Padma Bhusan Dr. Radhanath Rath with a vision to foster academic growth in the locality, the institute, since its inception in 1963, has remained committed to imparting quality education to the students the locality and beyond. The chronicles of growth of the institute stand as a testimony to its energetic engagement and unwavering dedication to building scholastic and co-scholastic achievements, developing cognitive flexibility, and achieving excellence in all aspects of academic domain.

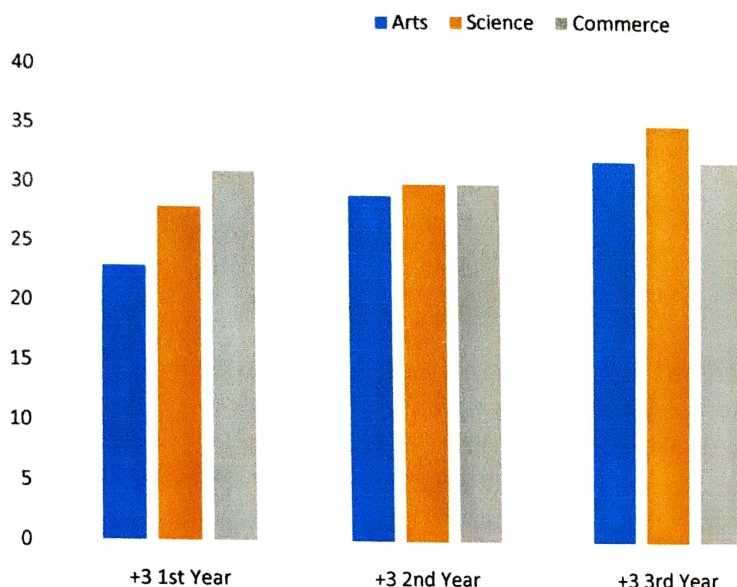
The institute emphasizes students' holistic development and progression to meet the desired outcomes. The institute strives to maintain highest standard in the teaching learning process and takes a gazillion of initiatives for enhancement of quality education for the interest of students and assesses the outcomes of the teaching learning process and of the initiatives taken by collecting feedback from the stakeholders, primarily from the students. The institute feels that Student feedback is a vital lifeblood for a thriving curriculum. It offers unique insights into how students are actually experiencing the learning process. By analysing their perspectives on content relevance, difficulty level, teaching methods, and resources, institutions can identify areas for improvement and ensure the curriculum stays aligned with student needs. This not only leads to improved learning outcomes and increased student satisfaction, but also fosters a culture of engagement where students feel their voices are heard and valued. Hence, the institute has developed a string mechanism for feedback collection, analysis and corrective measures.



In this line, at the end of the 2017-18 academic session, upon the recommendation of IQAC and as a matter of practise, feedback on different aspects were collected from the students. A total of 270 no. of students participated in this process and provided their valued feedback. The feedbacks were then handed over to the Academic Bursar, who, along with the

Director IQAC, examined the feedback report, analyzed them and prepared a comprehensive report along with his suggestive views and presented in in the last academic council for further action. The Detailed report is appended herewith.

Demography of Students' Feedback



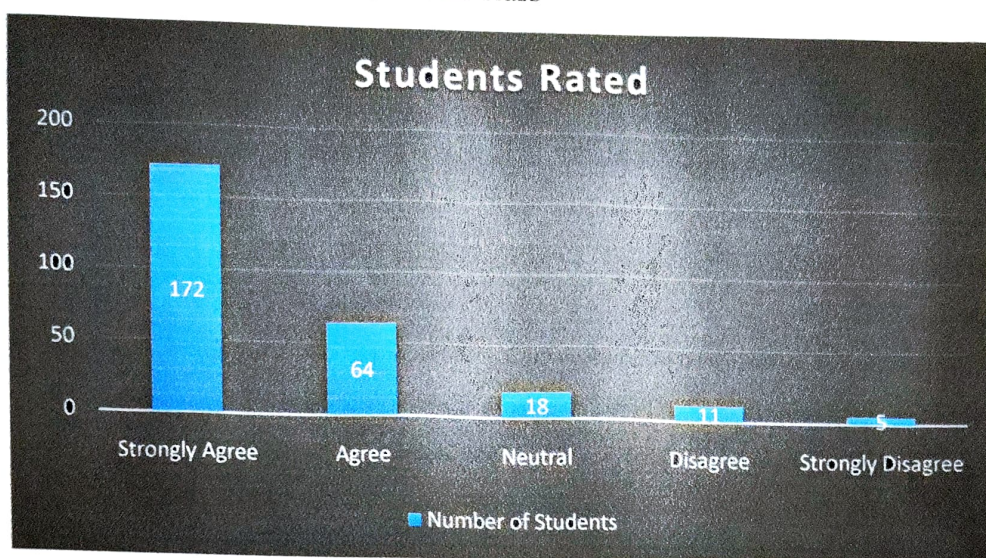
At the end of the academic session, feedback was collected from a total of 270 students from all streams of 1st year, 2nd Year and 3rd year. The names of the students have been kept anonymous. The details of the students taken part in the feedback collection process is given below.

	Arts	Science	Commerce
+3 1st Year	23	28	31
+3 2nd Year	29	30	30
+3 3rd Year	32	35	32

The students were given a total of 15 questions on the overall facilities of the institute ranging from syllabus coverage to physical facilities available at the college. While preparing the questions, all aspects of the institution (scholastic and co-scholastic) have been taken into consideration so as to generate an in-depth understanding of the students' perception of the college, which shall ultimately help the institution taking quality enhancement measures. After collection of feedback, the forms were thoroughly analyzed and it was found out that while the college has performed well in some areas, there are certain grey areas where necessary steps need to be taken by the administration and the teachers.

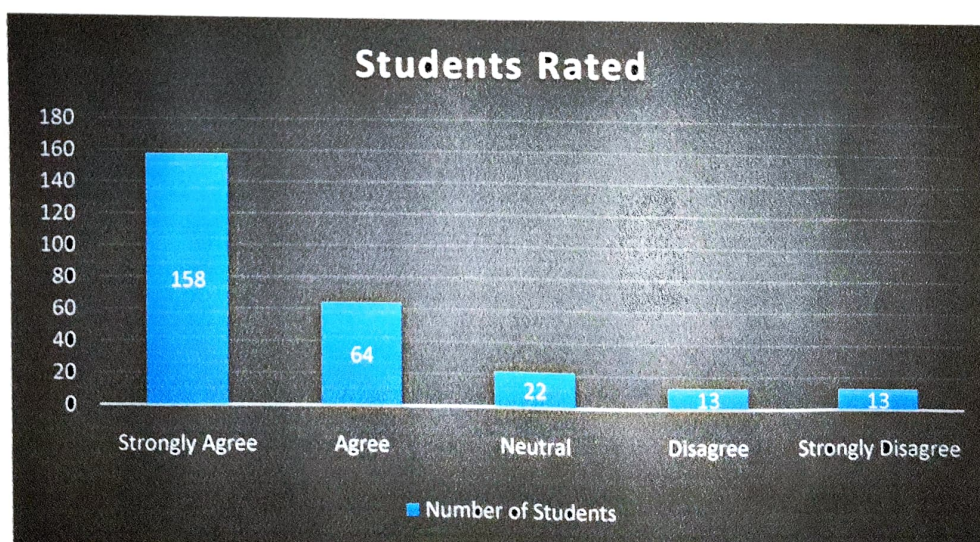
A proper analysis of the report along with the decisions taken in the meeting held in presence of the Academic council and the IQAC is given hereunder.

1. The Syllabus has been covered in the class



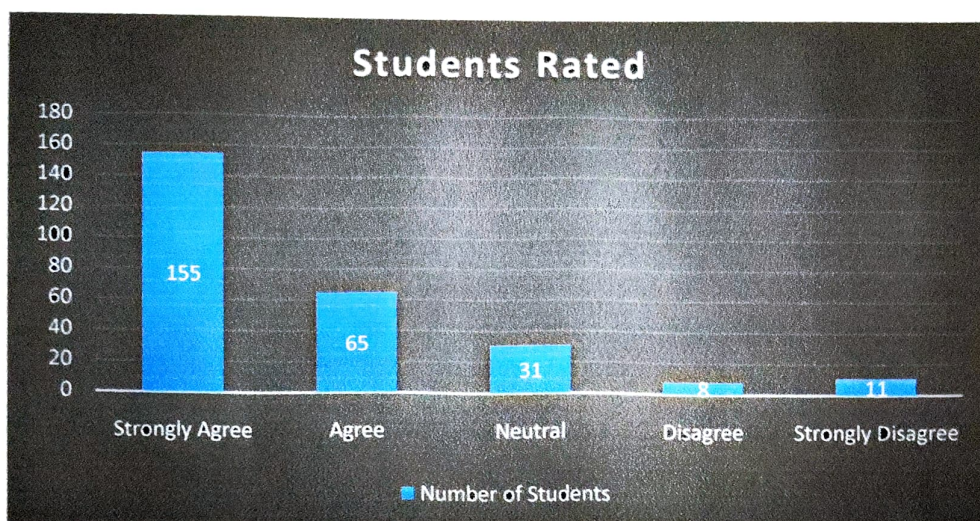
While 172 students (63.7%) of the students strongly agree that the syllabus has been covered in the class, 64 students(23.7%) agree with the statement and 18 students(8.66%) students have preferred to remain neutral. Only 11 students(4.07%) students disagree with the statement and 5 strongly disagreed with it.

2. The teacher has delivered the content of the syllabus in the most effective manner.



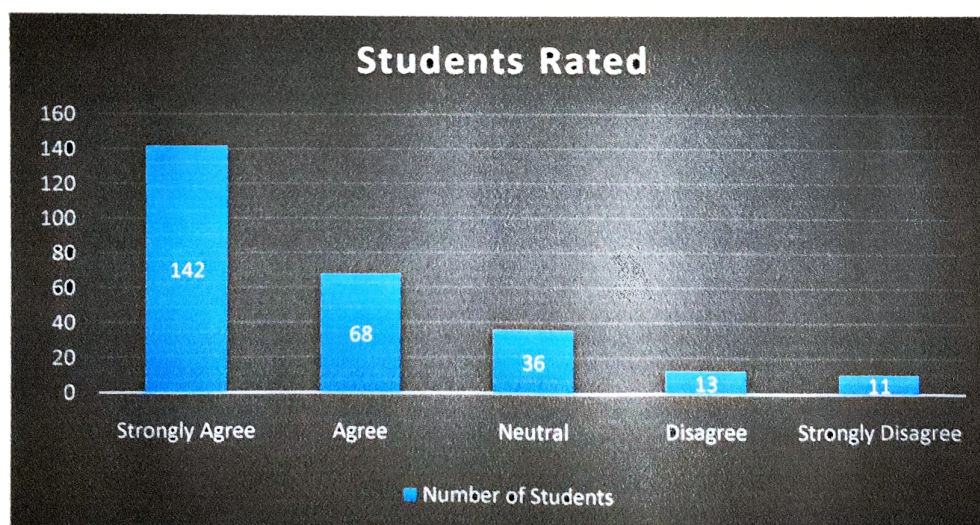
While 158 students(58.51%) students strongly agree that teacher has delivered the content of the syllabus in the most effective manner, 64 students(23.7%) agree with the statement and 22 (8.14%) have remained neutral. 13 students (4.81%) have opined that the content was not delivered in the most effective manner and the same number of students strongly support this.

3. The teachers have been interactive and have addressed the needs of the students



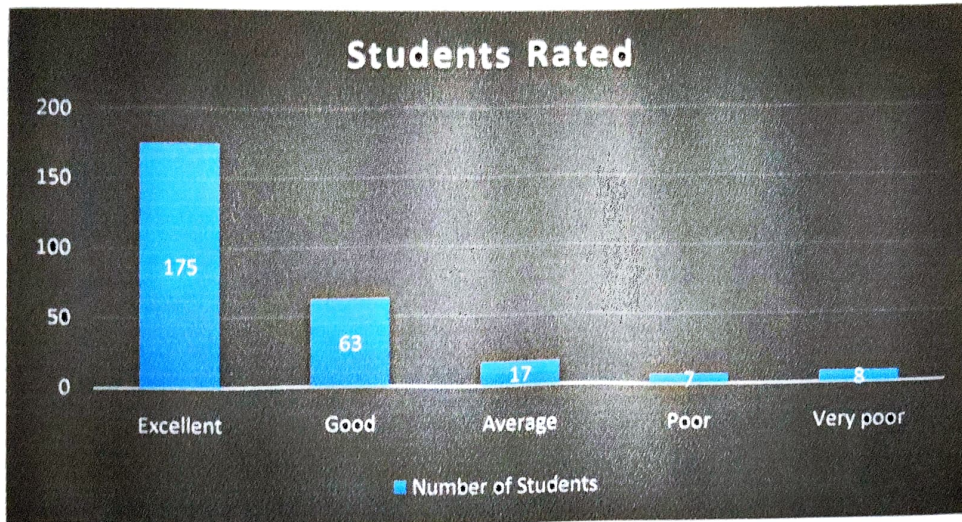
While 155 (57.4%) of the students have strongly agreed with the statement, 65 (24.07%) students agree with it and 31(11.48%) students have remained neutral. On the other hand, 8 (2.96%) students have strongly disagreed and 11 (4.07%) students have disagreed with the statement.

4. The teachers have used ICT and have provided you learning resources and e-resources for enhancement of understanding



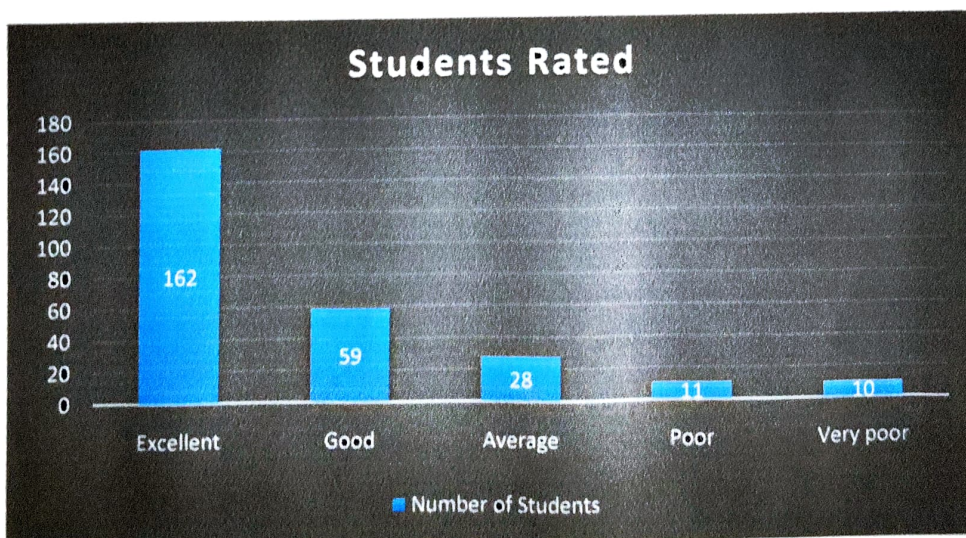
142 students(52.59%) students have opined that they strongly agree with the statement and 68(25.18%) students have opined that they agree with the statement. While36 students (13.33%) students have preferred to remain neutral, 13 (4.81%) students have preferred to disagree and 11 (4.07%) students have preferred to strongly disagree with the statement.

5. What is your opinion on the remedial programme of your respective department?



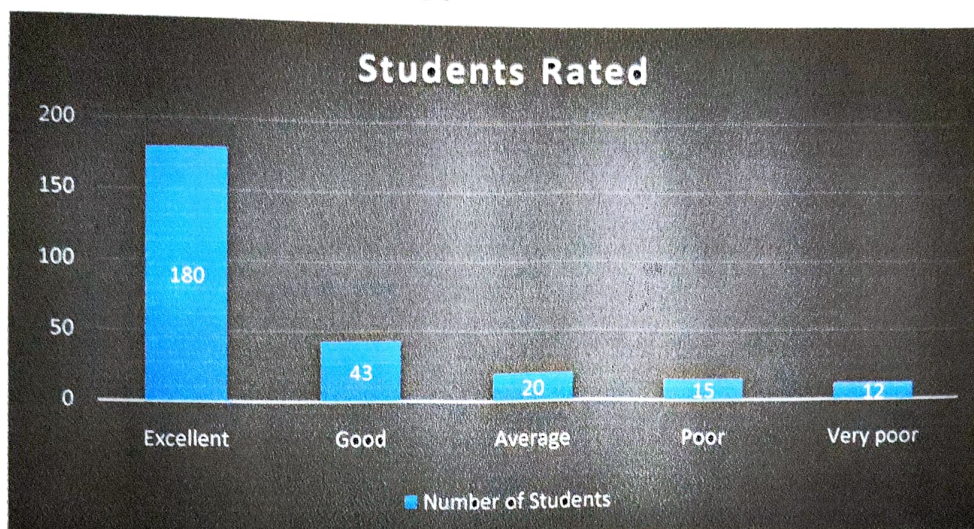
While 175 students(64.81%) students have rated the remedial programme excellent, 63 (23.33%) students have said that it is good and 17 (6.29%) students have preferred to opt average. Conversely, Only 7 students (2.59%) think that it is poor and 8 students(2.96%) have rated it very poor.

6. Rate the overall teaching quality of the teacher



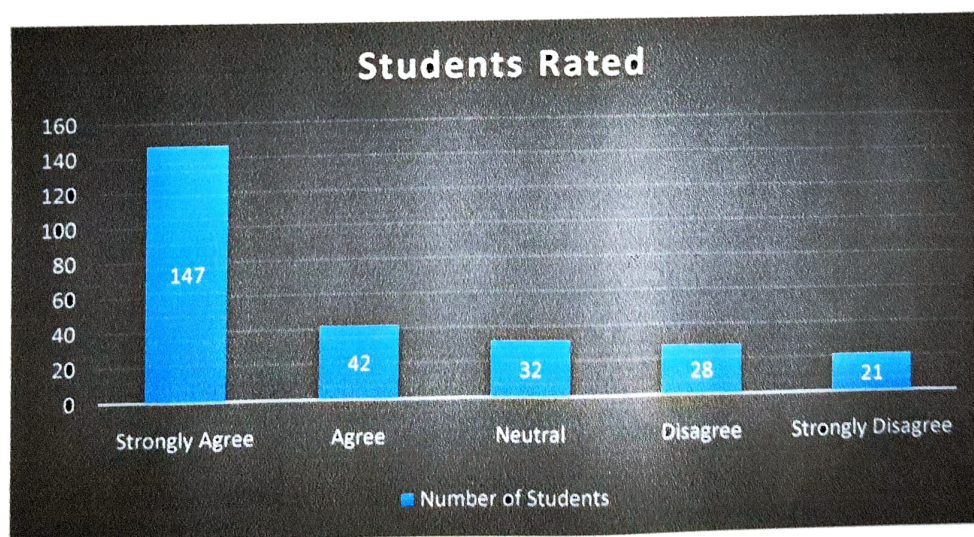
While 162 students(60%) students have rated the teaching quality of the teachers excellent, 59 (21.85%) students have said that it is good and 28 (10.37%) students have preferred that it is average. Conversely, 11 students (4.07%) think that it is poor and 10 students (3.7%) have rated it very poor.

7. Rate the overall teaching learning process of the institute



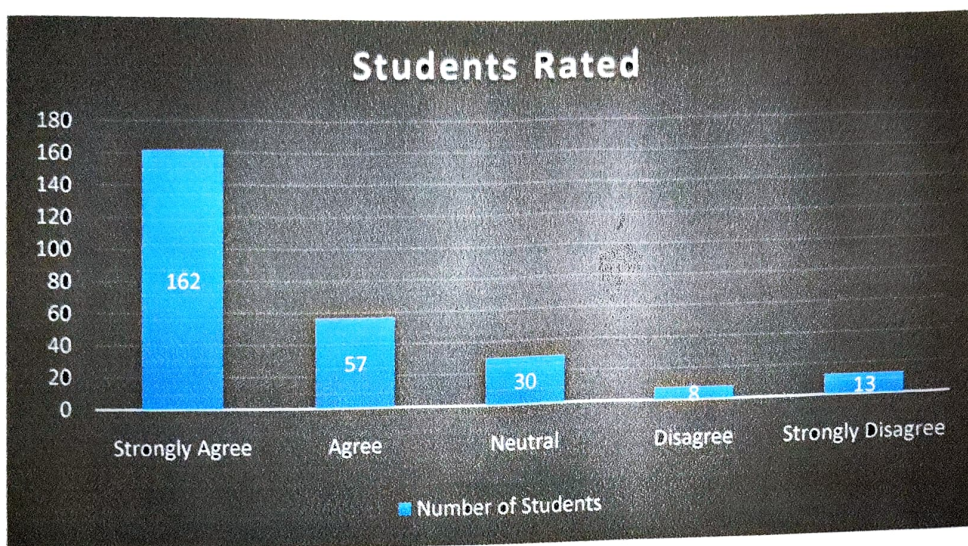
While 180 students(66.66%) students have rated the teaching quality of the teachers excellent, 43 (15.92%) students have said that it is good and 20 (7.4%) students have rated it average. On the otherhand, 15 students (5.55%) think that it is poor and 12 students (4.44%) have rated it very poor.

8. The office staff of the college are cooperative and ready to assist you on every matter in time of need.



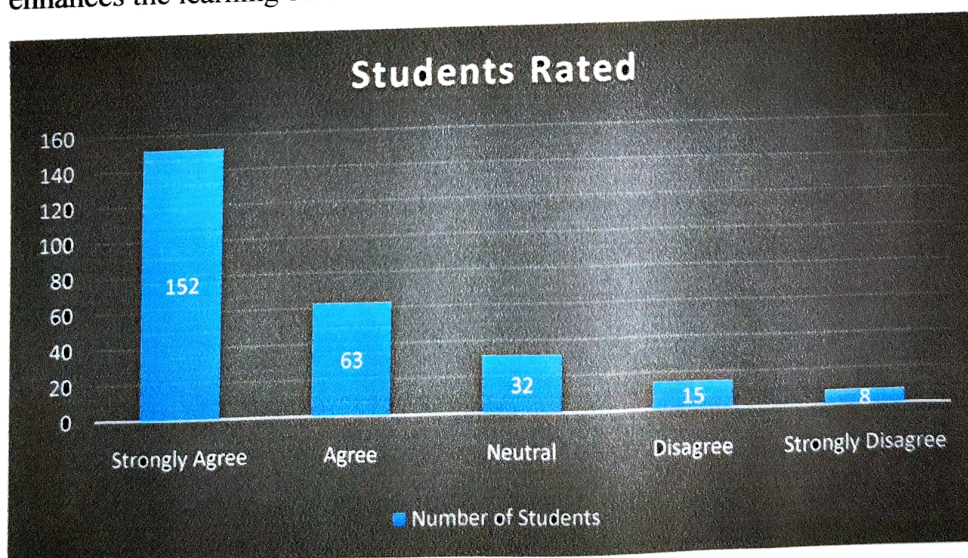
147 students(54.44%) students have opined that they strong agree with the statement and 42(15.55%) students have opined that they agree with the statement. While32 students (11.85%) students have preferred to remain neutral, 28(10.37%) students also disagree with the statement. However, 21 (7.77%) students have preferred to strongly disagree with the statement.

9. The college addressed the needs and redressed the grievances of the students in time



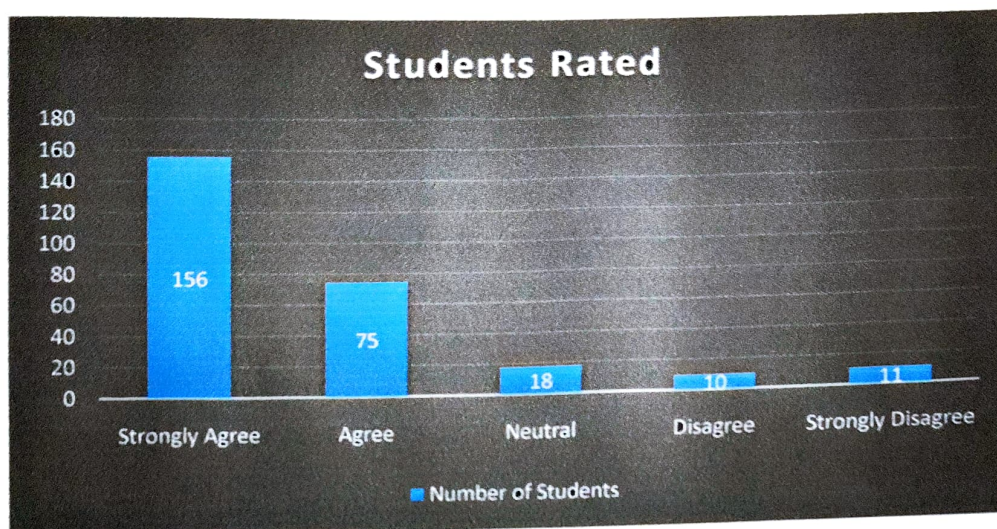
162 Students (60%) students strongly agree that college addressed the needs and redressed the grievances of the students in time, 57 (21.11%) students agree with it and 30 (11.11%) students have remain neutral. On the other hand 08 (2.96%) students have opted to disagree and 13 (4.81%) students have opted to strongly disagree.

10. The examination and evaluation system adopted by the college is effective and enhances the learning outcomes

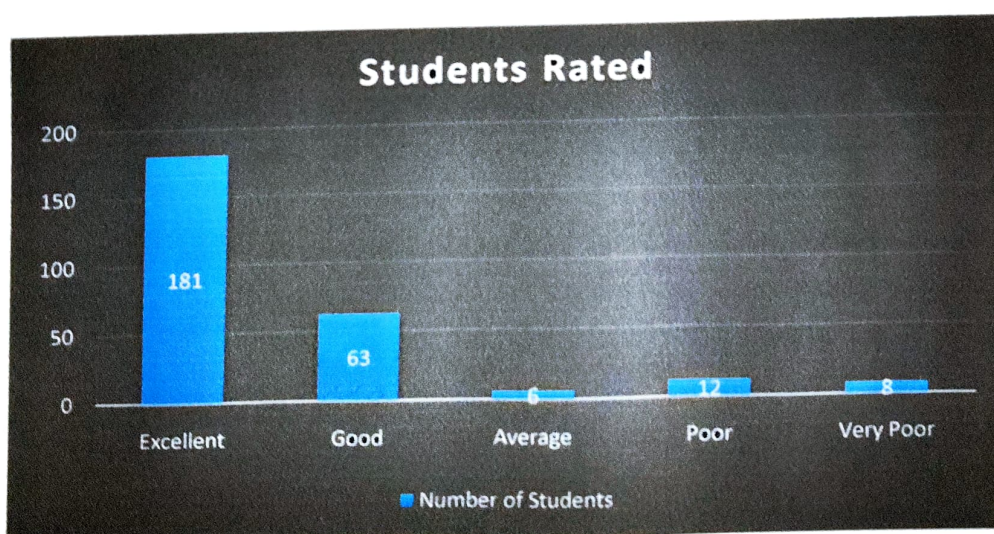


152 Students (56.27%) students strongly agree with the statement, 63 (23.33%) students agree with it and 32(11.85%) students have remain neutral. On the other hand 15 (5.55%) students have opted to disagree and 8 (2.96%) students strongly disagree with it

11. The college provides sufficient opportunities and exposure to students to learn and grow by promoting curricular activities such as field trips, project works and extracurricular activities such as literary and cultural competitions.

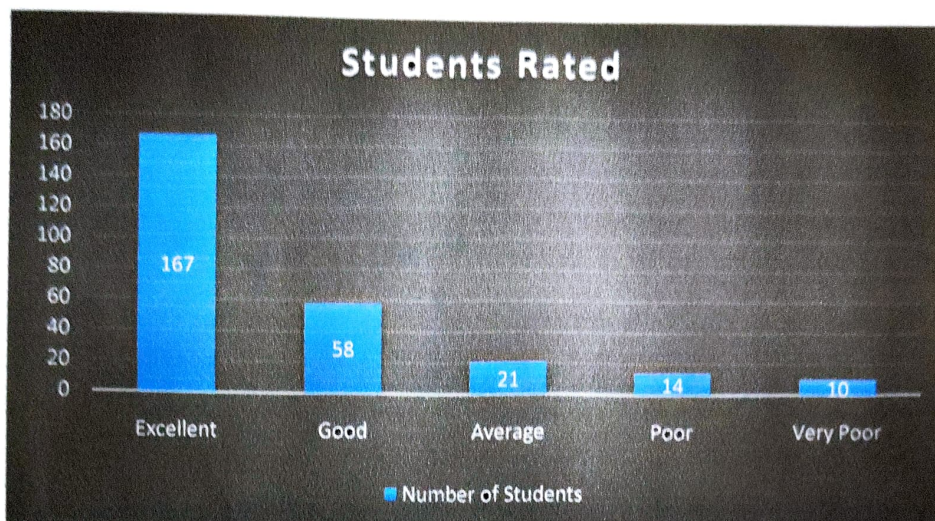


12. Rate the library facilities (Books, reference books, other supporting material) of the college



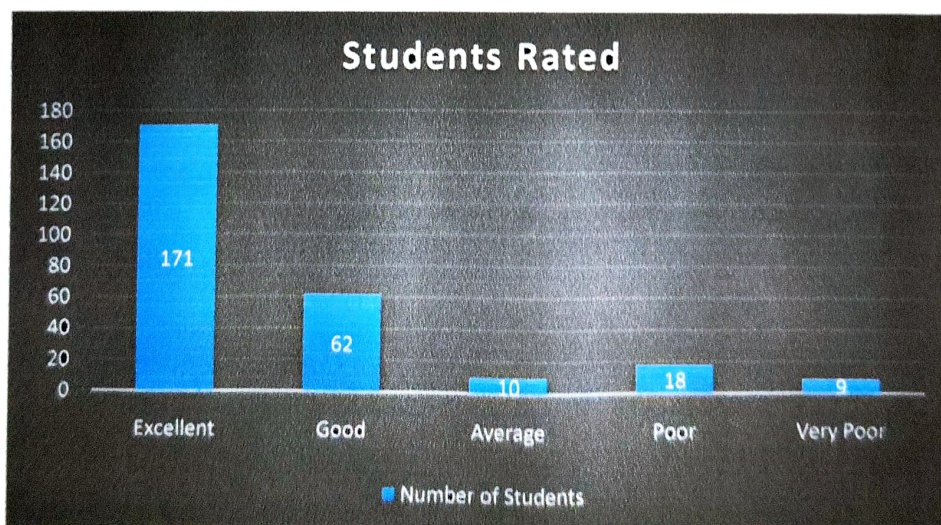
While 181 students (67.03%) have rated the facilities excellent, 63 students(23.33%) have rated it good and 6 (2.22%) have remained neutral. On the other hand 12 students(4.44%)have rated it poor and 8(2.9%) responses have been received stating that it is very poor.

13. Rate the overall infrastructural and lab facilities of the college.



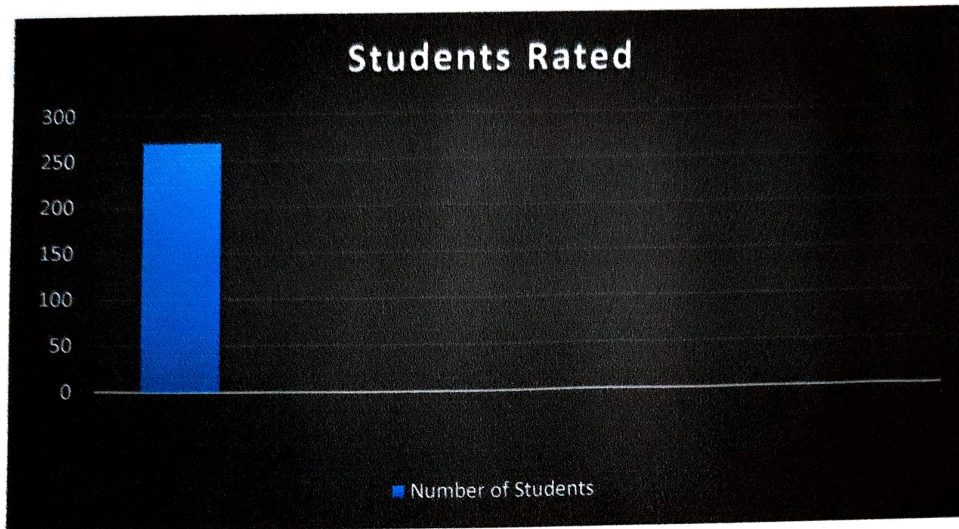
While 167 students (61.85%) have rated the facilities excellent, 58 students(21.48%) have rated it good and 21(7.77%) have rated average. Only 14 students(5.18%) have rated it poor and 10 responses (3.7%) have been received stating that it is very poor. What do you think about the Sports/NSS/NCC activities in the institution?

14. What do you think about the Sports/NSS/NCC activities in the institution?



While 171 students (63.33%) students have rated the activities excellent, 62 (22.96%) students have said that it is good and 10 (3.7%) students have rated it average. On the other hand, 18 students (6.64%) think that it is poor and 9 students(3.33) have rated it very poor.

15. Rate the cleanliness of the campus



While 168 students(62.22%) students have rated the cleanliness excellent, 75(27.77%) students have said that it is good and 8 (2.96%) students have rated it Average. On the other hand, 12 students (4.44%) think that it is poor and 2 students (2.59%) have rated it very poor.

Action taken Report for 2017-18

Q No	Feedback of Students	Number of students	Percentage	Remarks	Recommendation
1	Strongly Agree	172	63.70	Almost same as the previous year	Semester wise lesson plan shall be prepared in the beginning. Teachers to adhere to the plan. HoDs to monitor class progress and submit report in the HoD meeting to be conducted on the last day of the month.
	Agree	64	23.70		
	Neutral	18	6.67		
	Disagree	11	4.07		
	Strongly Disagree	5	1.85		
2	Strongly Agree	158	58.52	Almost same as the previous year	HoDs shall call departmental meeting and devise proper strategies for the contents to be delivered in an effective manner. Faculty development program shall be organised for teachers. Teachers are encouraged to attend CBPs. Teachers shall acquaint themselves with modern pedagogical skills, as the contemporary student community requires.
	Agree	64	23.70		
	Neutral	22	8.15		
	Disagree	13	4.81		
	Strongly Disagree	13	4.81		
3	Strongly Agree	155	57.41	Slight improvement	Teachers are advised to make the class learner centric. Experimental learning, active engagement of students shall be encouraged. Teachers shall adopt better teaching strategies to facilitate increased involvement of students.
	Agree	65	24.07		
	Neutral	31	11.48		
	Disagree	8	2.96		
	Strongly Disagree	11	4.07		
4	Strongly Agree	142	52.59	Better feedback received as compared to the previous year	Faculty shall be encouraged to participate in workshops/FDPs on ICT enabled teaching. Faculty shall rely primarily on ICT tools to impart better learning experience to students. HoDs to take steps in this regard
	Agree	68	25.19		
	Neutral	36	13.33		
	Disagree	13	4.81		
	Strongly Disagree	11	4.07		
5	Excellent	175	64.81	Slight improvement	HoDs to analyse assessment test reports and identify the needs of students. He shall also interact with every student to identify their issues. HoDs shall devise proper plan on remedial class programme and adhere to that. Monthly progress shall be discussed in HoD meeting
	Good	63	23.33		
	Average	17	6.30		
	Poor	7	2.59		
	Very poor	8	2.96		
6	Excellent	162	60.00	Better feedback received as compared to the previous year	The institute shall take the negative views of the students into consideration and take steps for improvement of teaching quality of students. As a first step, the teachers are advised to improve their pedagogical method. An expert committee shall also be constituted to bring improvement in this area. Teachers' progress shall be assessed in every HoD meeting Academic bursar to visit the classes and interact with students on the same
	Good	59	21.85		
	Average	28	10.37		
	Poor	11	4.07		
	Very poor	10	3.70		

7	Excellent	180	66.67	better than last year	Recommendations for q.6 shall also be applicable for this question. Better lab equipment shall be provided for enhance learning experience
	Good	43	15.93		
	Average	20	7.41		
	Poor	15	5.56		
	Very poor	12	4.44		
8	Strongly Agree	147	54.44	Improved	The Institute shall implement the previous year recommendations as they have yielded good results. Help Desk at the office is to be set up.
	Agree	42	15.56		
	Neutral	32	11.85		
	Disagree	28	10.37		
	Strongly Disagree	21	7.78		
9	Strongly Agree	162	60.00	Improved	The Institute shall implement the previous year recommendations as they have yielded good results. Student grievance cell shall include 4 student members representing all levels.
	Agree	57	21.11		
	Neutral	30	11.11		
	Disagree	8	2.96		
	Strongly Disagree	13	4.81		
10	Strongly Agree	152	56.30	Declined	Evaluation system needs refinement. The institute shall take steps to make it quality oriented and stress free. Students shall be assessed regularly to shed off fear and to remain connected to learning. Question bank shall be facilitated to acquaint them with the pattern. Teachers shall help them in preparing answers.
	Agree	63	23.33		
	Neutral	32	11.85		
	Disagree	15	5.56		
	Strongly Disagree	8	2.96		
11	Strongly Agree	156	57.78	Seems that the result is almost same as the previous years.	All committees/coordinators/teachers shall be instructed to carry out the activities in earnest and ensure maximum students' participation
	Agree	75	27.78		
	Neutral	18	6.67		
	Disagree	10	3.70		
	Strongly Disagree	11	4.07		
12	Excellent	181	67.04	Improved	The committee appreciated the work done by the library office and also decided that library service is to be made more accessible to the students. Hence LMS software shall be introduced from the next year and more books and e-resources shall be made available to the students. A xerox machine shall also be installed at the library.
	Good	63	23.33		
	Average	6	2.22		
	Poor	12	4.44		
	Very Poor	8	2.96		
13	Excellent	167	61.85	Facilities have been improved.	The institute shall continue its efforts in the direction of improving the facilities for the students.
	Good	58	21.48		
	Average	21	7.78		
	Poor	14	5.19		
	Very Poor	10	3.70		

14	Excellent	171	63.33	Mixed Response	The Committee Heads/ Coordinators/HoDs shall be instructed to conduct the activities more fervently and ensure maximum participation of students.
	Good	62	22.96		
	Average	10	3.70		
	Poor	18	6.67		
	Very Poor	9	3.33		
15	Excellent	168	62.22	Improved	The institute shall continue its efforts in the direction of improving the cleanliness and sanitation of t
	Good	75	27.78		
	Average	8	2.96		
	Poor	12	4.44		
	Very Poor	7	2.59		